

Covering Your Space Into  
**Endless Beauty.**

600x  
1200mm

# PRODUCT FORMATE



Size :

**600x1200mm**




Surface :


**GLOSSY**

Thickness :

**9.0 MM**



The **Endless collection** draws its inspiration from the extraordinary expressive power of concrete and stands out for a wide range of designs increase potential.



## FEATURES



HIGH  
STRENGTH



CHEMICAL  
RESISTANCE



STAIN  
RESISTANT



EASY  
TO CLEAN



EASY  
MAINTENANCE



DIMENSIONAL  
STABILITY



SLIP  
RESISTANT



ECO  
FRIENDLY

Here are a few of the main features that make these tiles a practical yet versatile stylish option.

## APPLICATION



COMMERCIAL  
BUILDING



HOTEL &  
RESTAURANT



GYMNASIUM



HALL &  
CARRIDOR



AIRPORT



SCHOOL &  
COLLEGE



INDUSTRY



SPA & WELLNESS  
CENTRES

These are the most common type of surfaces used for your place.



infinite

  
**ENDLESS**  
— SERIES —


**INFINITE BEAUTY**

Presenting A Surface Full Of Details With A Shimmer Effect That Reflects The Values Of Interior Spaces.

ENLIGHT EXPORTS PRIVATE LIMITED



INFINIA BURANO BROWN



## INFINIA BURANO BROWN

RANDOM : 06


SIZE :



**600X1200 MM**

FINISH :

**GLOSSY**







## INFINIA BURANO NATURAL

RANDOM : 05

SIZE :

**600X1200 MM**

FINISH :

**GLOSSY**





EE  
ENLIGHT EXPORTS PRIVATE LIMITED  
EE



INFINIA DORATO BIANCO



## INFINIA DORATO BIANCO

RANDOM : 03

SIZE :

600X1200 MM

FINISH :


GLOSSY

  
**ENDLESS**  
— SERIES —



EE  
ENLIGHT EXPORTS PRIVATE LIMITED

INFINIA DORATO GREY



## INFINIA DORATO GREY

---

RANDOM : 03

SIZE :

**600X1200 MM**

FINISH :



**GLOSSY**



ENLIGHT EXPORTS PRIVATE LIMITED  
EE



INFINIA ELLIOT CHOCO



## INFINIA ELLIOT CHOCO

---

RANDOM : 04

SIZE :

**600X1200 MM**

FINISH :

**GLOSSY**

  
**ENDLESS**  
— SERIES —

ENLIGHT EXPORTS PRIVATE LIMITED



INFINIA ELLIOT CREMA



## INFINIA ELLIOT CREMA

RANDOM : 04

SIZE :

600X1200 MM

FINISH :

GLOSSY


  
**ENDLESS**  
— SERIES —



EE  
ENLIGHT EXPORTS PRIVATE LIMITED

INFINIA MENDIS WHITE





ENLIGHT EXPORTS PRIVATE LIMITED



## INFINIA MENDIS WHITE

RANDOM : 04

SIZE :

600X1200 MM

FINISH :

GLOSSY

  
**ENDLESS**  
— SERIES —

ENLIGHT EXPORTS PRIVATE LIMITED



INFINIA PALOMA BROWN



ENLIGHT EXPORTS PRIVATE LIMITED



## INFINIA PALOMA BROWN

RANDOM : 04

SIZE :

**600X1200 MM**

FINISH :

**GLOSSY**



ENLIGHT EXPORTS PRIVATE LIMITED

EE



INFINIA PALOMA CREMA



## INFINIA PALOMA CREMA

RANDOM : 04

SIZE :

600X1200 MM

FINISH :

GLOSSY



EE  
ENLIGHT EXPORTS PRIVATE LIMITED



INFINIA PALOMA GREY



## INFINIA PALOMA GREY

---

RANDOM : 04

SIZE :

**600X1200 MM**

FINISH :

**GLOSSY**


  
**ENDLESS**  
— SERIES —



EE  
ENLIGHT EXPORTS PRIVATE LIMITED



INFINIA PARKER WHITE



## INFINIA PARKER WHITE

RANDOM : 04

SIZE :

600X1200 MM

FINISH :

GLOSSY

  
**ENDLESS**  
— SERIES —

ENLIGHT EXPORTS PRIVATE LIMITED  
EE



INFINIA ROGER BROWN



## INFINIA ROGER BROWN

---

RANDOM : 04

SIZE :

**600X1200 MM**

FINISH :

**GLOSSY**



ENLIGHT EXPORTS PRIVATE LIMITED

INFINIA ROGER CREMA



## INFINIA ROGER CREMA

RANDOM : 03

SIZE :

600X1200 MM

FINISH :

GLOSSY

  
**ENDLESS**  
— SERIES —

EE  
ENLIGHT EXPORTS PRIVATE LIMITED  
EE



INFINIA ROGER NATURAL



## INFINIA ROGER NATURAL

RANDOM : 04

SIZE :

**600X1200 MM**

FINISH :

**GLOSSY**

  
**ENDLESS**  
— SERIES —







## INFINIA STANLAKE BEIGE

RANDOM : 04

SIZE :

600X1200 MM

FINISH :

GLOSSY

  
**ENDLESS**  
— SERIES —





## INFINIA STANLAKE BIANCO

RANDOM : 04

SIZE :


600X1200 MM


FINISH :

GLOSSY

  
**ENDLESS**  
— SERIES —

INFINIA STANLAKE GREY





## INFINIA STANLAKE GREY

RANDOM : 04

SIZE :


600X1200 MM

FINISH :

GLOSSY

  
**ENDLESS**  
— SERIES —





## INFINIA WEBSTER CHOCO

RANDOM : 04

SIZE :

600X1200 MM

FINISH :

GLOSSY





EE  
ENLIGHT EXPORTS PRIVATE LIMITED



INFINIA WEBSTER CREMA



## INFINIA WEBSTER CREMA

RANDOM : 04

SIZE :

600X1200 MM

FINISH :

GLOSSY

  
**ENDLESS**  
— SERIES —

## TECHNICAL SPECIFICATION

TEST DISCRPTION	STANDARD AS PER IOS-13006 / EN177 GROUP B1B	MEAN VALUE
Deviation in length & width	±0.6 %	±0.3 %
Deviation in thickness	±5.0 %	±4.0 %
Straightness in side	±0.5 %	±0.1 %
Rectangularity	±0.5 %	±0.1 %
Surface flatness	±0.5 %	±0.2 %
Color difference	Unaltered	No change
Glossiness	As per mfg.	10-40 (As per surface)
Water absorption	≤ 3 %	≤ 3 %
Modulus of rupture	Min. 35 N/mm <sup>2</sup>	Min. 35 N/mm <sup>2</sup>
Impact resistance	As per mfg.	Min. 0.55 Porcelain
Surface abrasion resistance	As per mfg.	PEI II-V
MOH's hardness	As per mfg.	Min. 7
Frost resistance	No damage	No damage
Thermal shock resistance	No damage	No damage
Moisture expansion	Nil	Nil
Chemical resistance	No damage	No damage
Stain resistance	Resistant	Resistant
Crazing resistance	As per mfg.	2 Cycle

## PACKING DETAIL

Size	600x1200mm
Thickness (approx.)	9.0 mm
Pieces / Box	2 pcs.
Area / Box	1.44 sq. mtr.
Wt./Box (approx.)	28 kgs.



## **ENLIGHT EXPORTS PRIVATE LIMITED**

**ADD. NO. 420, GATEWAY BUSINESS STREET,  
OPP. SHYAMDHAM MANDIR KAMREJ ROAD,  
SURAT 395006,**

**Email: [sales@enlightexports.com](mailto:sales@enlightexports.com)**

**Website: [www.enlightexports.com](http://www.enlightexports.com)**